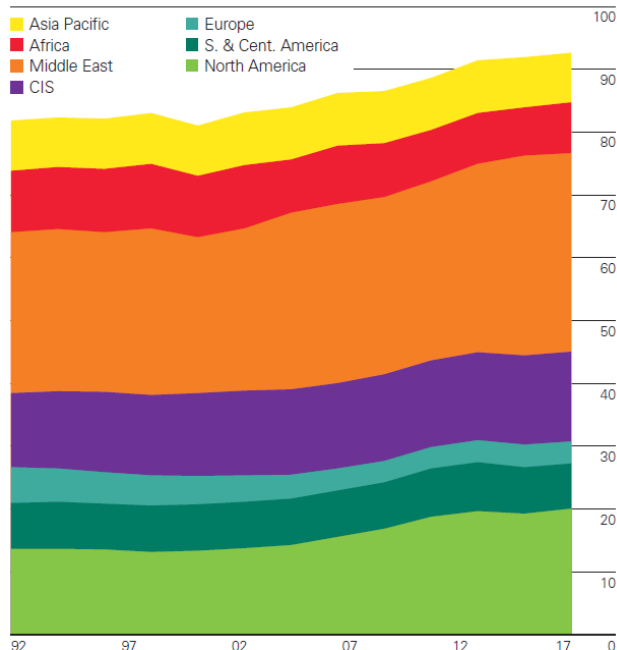


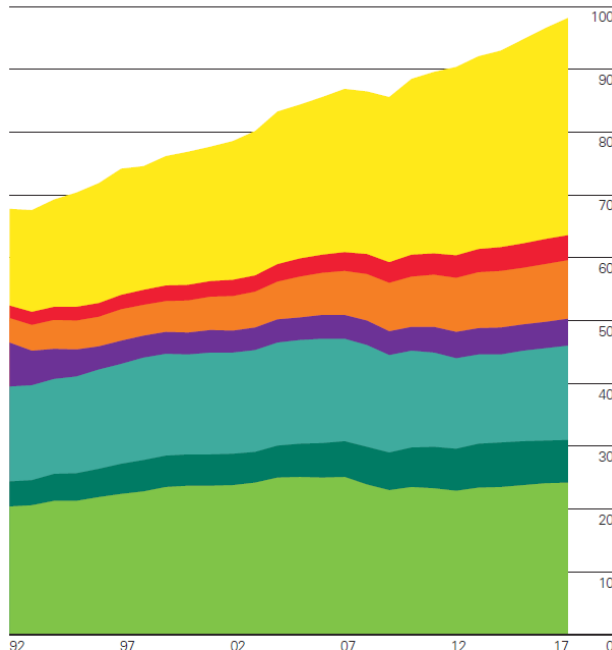
La soif de pétrole

Consigne : expliquez quelle est la place du pétrole dans l'économie mondiale. Si vous voulez une bonne note, n'oubliez pas de présenter les documents et d'annoncer votre plan en introduction, d'analyser (c'est-à-dire expliquer) précisément les documents, de structurer votre étude (avec parties et sous-parties), enfin de montrer l'intérêt (ce qu'ils apportent) et les limites (les critiques) des documents.

Oil: Production by region
Million barrels daily



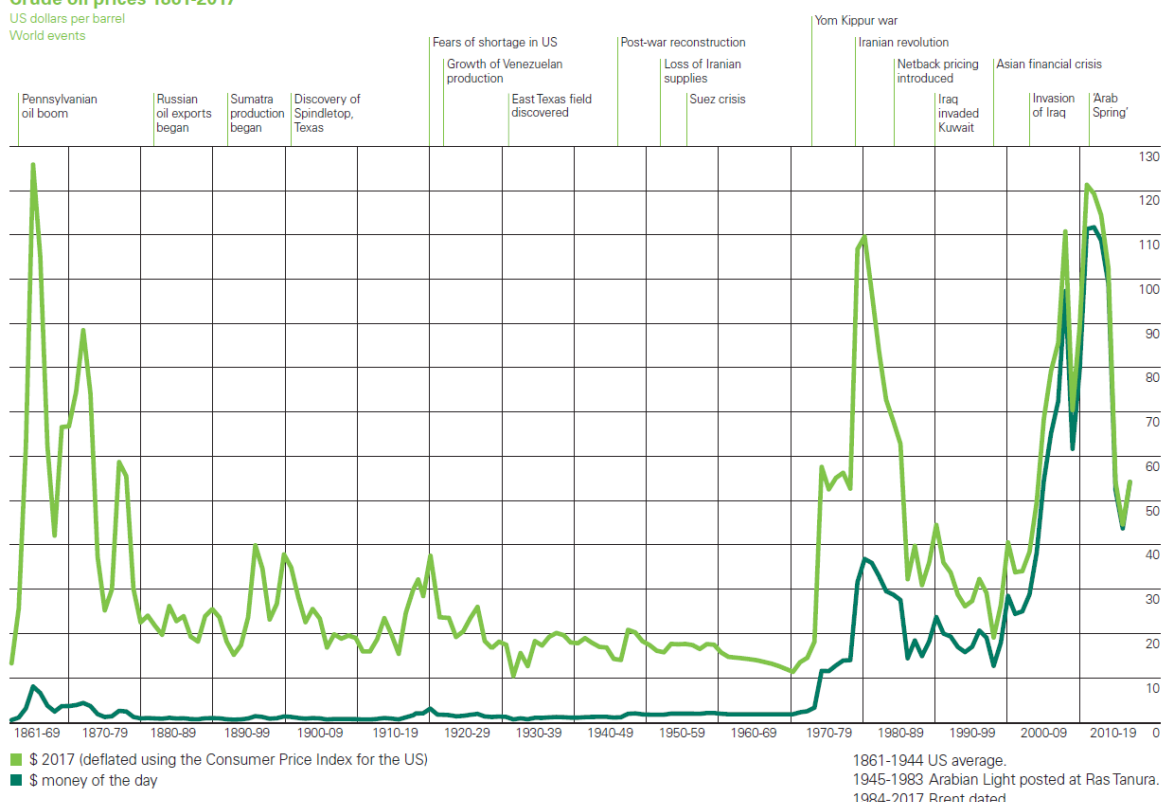
Oil: Consumption by region
Million barrels daily




World oil production rose by only 0.6 million b/d in 2017, below average for the second consecutive year. Production fell in the Middle East (-250,000 b/d) and South & Central America (-240,000 Kb/d) but this was outweighed by growth from North America (820,000 b/d) and Africa (390,000 b/d). Global oil consumption growth averaged 1.7 million b/d, above its 10-year average of 1.1 million b/d for the third consecutive year. China (500,000 b/d) and the US (190,000 b/d) were the single largest contributors to growth.

Crude oil prices 1861-2017

US dollars per barrel
World events



Source : *BP Statistical Review of World Energy*, juin 2018, p. 18 et 20. → <http://www.bp.com/>

Fonte de caractère utilisée : [Linux Libertine](http://www.linuxlibertine.com/) . Cours et documents disponibles sur www.librecours.eu